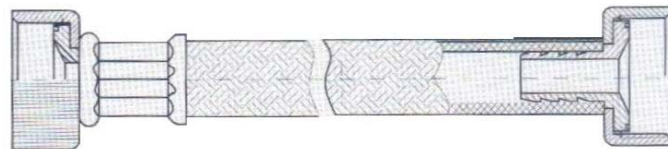
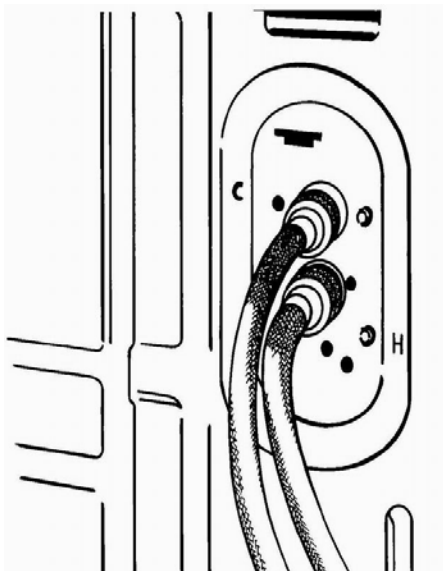
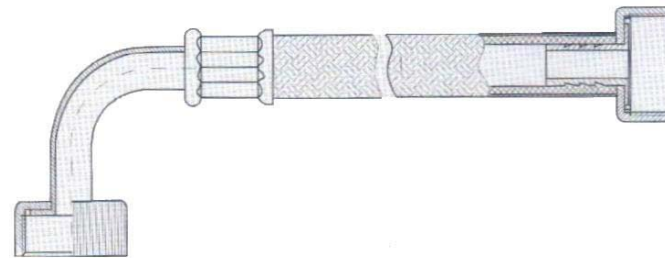


WASHING MACHINE CONNECTOR

Specification: WF 135 Series Braided Stainless Steel Water Supply Connectors for Washing Machines are used in residential applications, specifically for hookups to the washing machine water supply. They provide full flow capacity and protection from vibration and bursting under pressure surges caused by washing machine solenoid valves. It consists of PVC tubing jacketed with braided stainless steel, and permanently attached, brass, compression end fittings. Various end connections are available.



WF135



WF135E

SPECIFICATION SHEET

Item No.	Size/Description	Length	Master Qty.
WF135-48	3/4" FHP x 3/4" FHP	48"	25
WF135-60	3/4" FHP x 3/4" FHP	60"	25
WF135-72	3/4" FHP x 3/4" FHP	72"	25
WF135-48E	3/4" FHP x 3/4" FHP (with Brass Elbow)	48"	25
WF135-60E	3/4" FHP x 3/4" FHP (with Brass Elbow)	60"	25
WF135-72E	3/4" FHP x 3/4" FHP (with Brass Elbow)	72"	25